





## Missing Notes #2

**Directions:** Begin by writing in the missing pitches on the blanks below each staff. Then, complete each measure by drawing quarter notes on the lines or spaces of the pitches listed in the blanks below the missing notes. When you are done, try playing each piece on your recorder or a xylophone.




### "Babylon's Falling" Traditional



\_\_ G \_ B \_ A B \_ \_\_ G B \_ \_ A G

### "There's a Hole in My Bucket" Traditional



\_ \_ \_ D \_ G \_ E \_ D \_ G

### "Old MacDonald Had a Farm" Traditional



\_ \_ G \_ E \_ D \_ B \_ A \_

### "Sarasponda" Dutch Spinning Song



\_ E \_ G \_ A G \_ \_ F G F \_ D C

### "Amazing Grace" Early American Spiritual



D \_ \_ \_ A \_ E \_ D \_ \_ \_ A \_

## Missing Notes #3

**Directions:** Complete each song by writing in the missing pitches on the blanks below each staff. Remember to look at the key signature to see if any notes are flat or sharp. Then, complete each measure by drawing quarter notes on the lines or spaces of the pitches listed in the blanks below the missing notes. When you are done, try playing each piece on your recorder or a xylophone.

C D E F G A B C' D' E' F'

### “Yankee Doodle”

American Folk Song

\_ F G \_ \_ \_ G \_ F \_ \_ A \_ \_

### “Tideo”

American Folk Song

\_ \_ A \_ F# \_ A \_ \_ A \_ B \_ E D

### “I’ve Been to London”

Traditional

F \_ \_ D \_ \_ \_ \_ C F \_ \_ C' A \_ \_ F

### “London Bridges”

Traditional

\_ A G \_ \_ F# \_ D E \_ E G

### “Hot Cross Buns”

English Street Cry

\_ C' \_ D' \_ Bb \_ \_ \_ \_ \_ Bb