








Earth Day 1

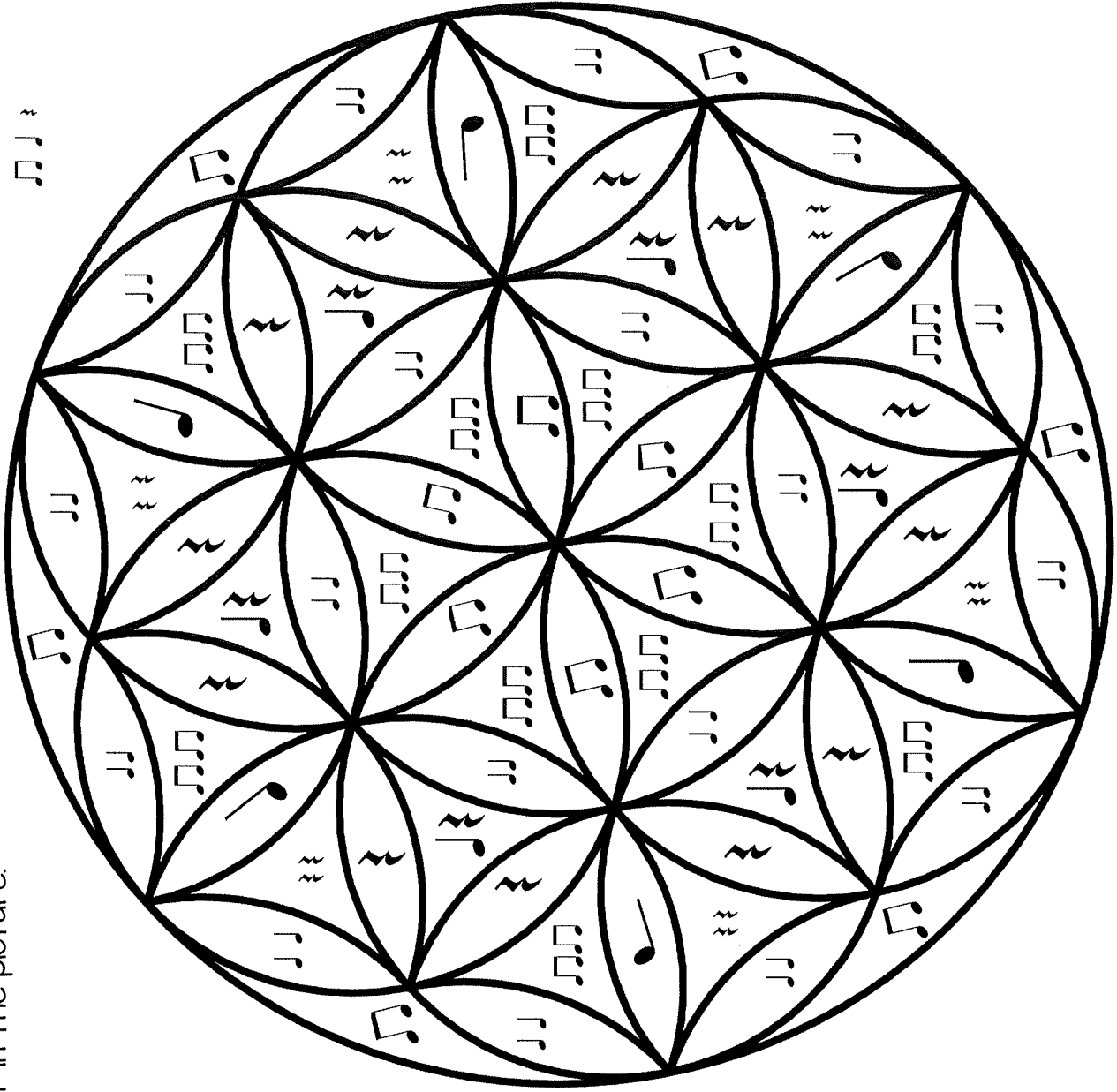
Directions: Fill in the blanks with the correct note and rest names.
Use your key to color the world with music!

red	dark blue	green	brown	light blue	gray
					

_____ note _____ note _____ note _____ note _____ rest _____ rest

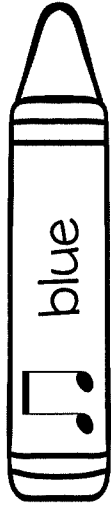


RHYTHM COLORING
"STAR FLOWER"



Name: _____
Directions: Use the key below to color in the picture.

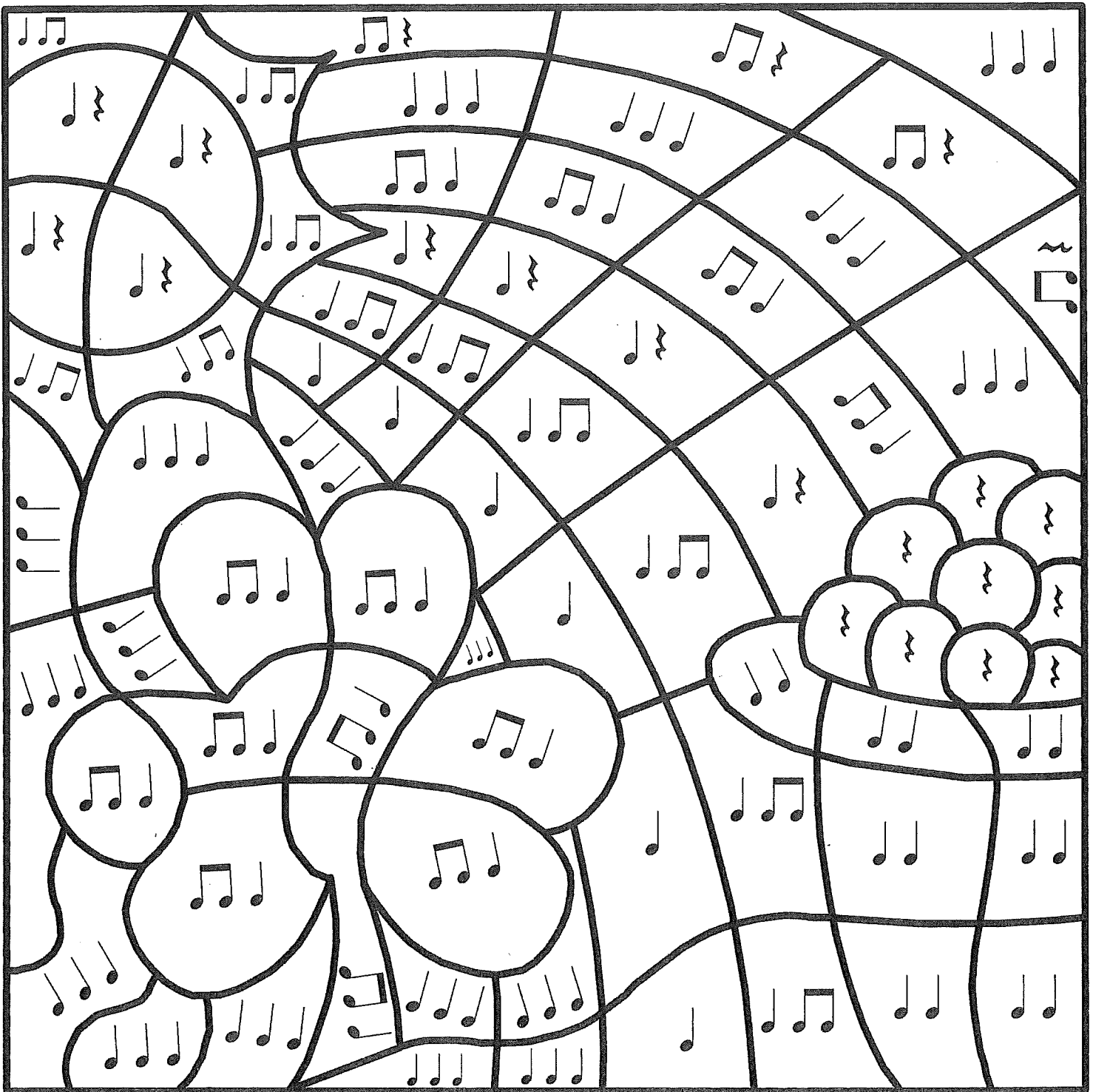
KEY



Rainbow 1

Directions: Use the key to find and color the matching rhythms to reach the pot of gold!


red	orange	yellow	green	blue	purple	gold	black
♪	♪♪	♪}	♪♪	♪♪	♪♪}	}	♪♪



Spring 1

Directions: Using the key as a guide, find the matching rhythms in the picture and color them to watch the scene blossom before your eyes!

orange	purple	pink	green	yellow	light blue	white	red



Name: _____

Teacher: _____


Date: _____

Spring 2

Directions: Using the key as a guide, add the number of beats in each section of the picture. Color the correct number of beats to watch the scene blossom before your eyes!

$\text{♪} = 1$	$\text{♪♪} = 1$	$\text{♪} = 1$	$\text{♪} = 2$	$\text{♩} = 2$	$\text{♪} = 3$	$\text{♩} = 4$
----------------	-----------------	----------------	----------------	----------------	----------------	----------------








	white	light blue	pink	green	purple	yellow	orange	red
# of beats	1	2	3	4	5	6	7	8



Name _____

Directions: Add up the number of beats in each picture

- Color the pictures with 4 beats pink
- Color the pictures with 3 beats purple
- Color the pictures with 2 beats red



Rhythms on this page:

